



2017 County 4-H Fashion Show Information
County Fashion Show
Contest—January 4, 2017
Entry Deadline—December 18, 2016



Fashion Showcase Contest Opportunities

Fashion Show —

- Buying Division —
 - Business/Interview Attire
 - Fantastic Fashion under \$25
 - Semi-Formal to Formal
 - Special Interest
- Construction Division —
 - Everyday Living
 - ReFashion
 - Semi-Formal to Formal
 - Theatre/Costume
- Natural Fibers (*Seniors Only*) —
 - Cotton
 - Wool/Mohair

Fashion Storyboard —

- Categories —
 - Wearable
 - Accessory
 - Jewelry
 - Non-wearable
 - Pet Clothing
- Theme —
 - Inspired by Music***

Trashion Fashion — team or individual

Duds to Dazzle — team

Duck Tape Designs — individual

Please see on back for more information for each contest event.


AGE DIVISIONS:

- Cover Kids – Kindergarten to 2nd grade
- Juniors – 8 and in the 3rd grade to 5th grade
- Intermediates – 6th grade to 8th grade
- Seniors – 9th grade to 12th grade

FASHION SHOW

No one may change categories between District and State contests. However, participants competing at the County level may change categories between County and District as space and agent permits. Only one county entry per category per division is allowed at the District contest.

- Three minutes allowed for judging.
- Presentations will not be permitted during interview judging.
- No additional garments may be carried. All garments must be worn during the competition. However, props can be carried for the Fashion Show only (i.e. show stick, tennis racket, golf club, corsage, teddy bear). No props will be allowed during the judging process.
- All garments to be judged must have been purchased or constructed during participation in the current year's 4-H clothing project.
- Garments not fitting category description will be judged accordingly.
- There is one fashion show rehearsal for all contestants. They must be present.
- Natural Fibers is now a class just like construction or buying. A member may choose to only enter the Natural Fibers Contest or both the Natural Fibers Contest and the appropriate Construction or Buying division. A Natural Fiber contestant may be judged twice.
- **Junior contestants are allowed to construct one complete outfit or one piece of an outfit.** Judges will ask Junior contestants what part of their outfit they made.
- **Intermediate and Senior contestants must construct all parts of their outfit.** Entries not meeting these requirements will be judged accordingly.
- A 4-Her no longer has to be present for the awards ceremony to receive their award. However, it is **STRONGLY** recommended that the 4-Hers be present throughout the program.



CONSTRUCTION

(available in fillable form—contact the extension office to be emailed)

1. Garments may be constructed by sewing, knitting, or crocheting. Accessories may be purchased.
2. All garments worn (garments that are visible – i.e., blouse under jacket or vest) during the interview process must be constructed. Close-fitting legwear, tights, and pantyhose do not need to be constructed.

CATEGORY DESCRIPTION

Everyday Living — Includes casual sportswear, weekend-wear, sleepwear, clothing for school, casual afterschool events, or hanging out with friends

ReFashion — The result of modifying existing clothing or fabric item (such as table cloth or curtain) into something more fashionable. The main purpose of ReFashion is creativity, as well as sewing skills. The member designs and sews a wearable garment from previously used garments or fabric item. The completed garment is different from its original use, not just an alteration. (Examples: neck ties sewn together to form a skirt or taking old t-shirts and making them into a skirt)

Semi-Formal to Formal — Entry must be designed for semi-formal to formal occasions and made from fabrics intended for the same. Original material must be fabric and not from recycled items. Semi-formal is a little less formal than formal black tie. Ex. For women dresses or stylish pantsuit made of taffeta, chiffon, satin or other similar fabrics. For men dress includes jacket or vest, trousers and a tie. Current fashion does not dictate that a tie is absolutely necessary.

Theatre/Costume — Garment intended for use as a costume, which would include stage production. May be sewn from fabric or from another garment. These garments may be unusual or innovative materials; imaginative but wearable.

BUYING

(available in fillable form—contact the extension office to be emailed)

1. All garments worn (garments that are visible – i.e., blouse under jacket or vest) during the interview process must be included in the buying worksheet.

CATEGORY DESCRIPTION

Business/Interview Attire — Entry should be an outfit you would wear for a job interview, scholarship interview, job fair, or other professional event.


1. Professional – This is a more traditional, conservative approach (e.g., business suit or blazer, tie and dress slacks for men; business suit, pantsuit, or jacket and dress for women) and may vary by employer or industry.

2. Business Casual – This trend is more relaxed and comfortable but demonstrates good judgment in choices and displays a neat appearance (e.g., polo shirt, shirt with a collar or sweater, khakis or other slacks, dress or casual leather shoes for men and women; moderate length dress or skirt for women).

Fantastic Fashions under \$25 — This category is designed to expand the 4-H member's shopping experience to include different shopping venues. Outfits must be purchased at a garage sale, consignment store, Goodwill, Salvation Army, or other retail business. Receipts are required for everything that is visible during the interview, except shoes. Receipts for garage sales can be handwritten. This includes jewelry and accessories. Do not need to account for sales tax.

Semi-Formal to Formal — Entry must be designed for semi-formal to formal occasions and made from fabrics intended for the same. Semi-formal is a little less formal than formal black tie. Ex. For women dresses or stylish pantsuit made of taffeta, chiffon, satin or other similar fabrics. For men dress includes jacket or vest, trousers and a tie. Current fashion does not dictate that a tie is absolutely necessary. Formal includes men's suits and tuxedos and women's formal gowns, wedding dresses, and bridesmaid dresses.


Special Interest — Entry should be a specific outfit that you NEED to know how to purchase wisely. Entry should be something that reflects a special interest of the participant, such as equestrian clothing and riding apparel, dance costumes, hiking clothing, or rock climbing clothing.



Trashion Fashion (State entries due April 3, 2017)

- See State Trashion Fashion materials for specific entry/judging criteria.
- There will not be a video entry for District competition.
- All entries will interview and show at the District Fashion Show.
- In the Trashion Show, intermediate and senior 4-H members use their design skills to create

and exhibit a recycled/reused garment created from items that would otherwise be thrown in the trash. Teams of 1 to 4 members submit a video application in the spring to be judged. The top 10 entries go on to compete in the Trashion Show at State 4-H RoundUp. At State Roundup the teams go through an interview process with a panel of judges and model on the runway. Only Intermediate and senior 4-H members are eligible to compete in the Trashion Show.




FASHION STORYBOARD

(available in fillable form—contact the extension office to be emailed)

Participants may enter only one storyboard. Entering on Connect and submitting the Fashion Storyboard the day of the contest constitutes the entry; there will not be an interview. The Fashion Storyboard Label must be securely affixed to the back of the storyboard. The label MUST be legibly printed or typed and MUST be complete, including the answer to the Originality of Design question. The 4-H member should not put his/her name on the front. Label can be found at the following: <http://fcs.tamu.edu/clothing/4h/packet/index.php>

Inspired by Music

Whether you're heading to a concert, going dancing with friends or just hanging out at home listening to your favorite tunes, let your style choices reflect your musical taste with designs inspired by melody, tune, harmony, composition and song. From the rapid lively tempo of country music banjos, the slow sad moan of the blues, or the edgy upbeat rhythm of hip hop, there is a melodic palette for everyone.



Duds to Dazzle

- See State Duds to Dazzle materials for specific entry/judging criteria.
- D5 will have three age divisions: Junior/Intermediate, Senior, and Mixed.
The Mixed division would be a team that could not fit into one of the other divisions.
- Design categories will be designated the day of the contest.


• Each team will have 60 minutes to construct an item, plan a presentation, and clean up the construction area.

• This is a team event where teams consist of at least three but no more than five members.

PURPOSE — Youth in the 4-H Clothing & Textile Project learn about fibers and fabrics, wardrobe selection, clothing construction, comparison shopping, fashion interpretation, understanding of style and design, proper grooming, poise in front of others, and personal presentation skills. The Texas 4-H Duds to Dazzle Clothing & Textile Competition goes one step beyond, utilizing the knowledge and skills learned in the project, while increasing awareness of the impact of the clothing and textile industry on the environment, specifically the waste stream. In the competition, teams of 4-H members will redesign and repurpose discarded garments or textiles into new, viable consumer products.

OBJECTIVES


- Allow participants to exhibit knowledge and skills gained through their 4-H Clothing & Textiles project by designing, constructing, and presenting a finished product.
- Allow participants learning opportunities.
- Promote teamwork.
- Help 4-H'ers gain experience in public speaking.
- Provide leadership opportunities for young people.



Duct Tape Designs - District Only

Be creative with duct tape and show it for everyone to see. Two categories available: Clothing and nonclothing. Non-clothing would include items such as wallets, accessories, wall art, flowers, etc. If you use a pattern or a form, it must be covered. Only the duct tape should show.

- Individual Entry



NEW—Textile/Fabric Creations—District Only

More information to come.

- Individual Entry

If you have any questions or concerns, please give me a call at 409-384-3721. See you on Saturday, January 4, 2017. GOOD LUCK!!

2017 Texas 4-H Fashion Show Score Sheet Construction

Category: Everyday Living ReFashion Semi-formal to Formal Theatre/Costume

Name: _____ District: _____ County: _____

Category	Total Value	Comments	Actual Score
Project Goals and Project Activities <ul style="list-style-type: none"> Project goals indicate project focus and direction Clothing and textiles activities adequate, consumer and life skills learned, suitable for experience level Demonstrates involvement in project 	20		
Outfit Selection <ul style="list-style-type: none"> Demonstrates knowledge of garment features that complement the member's body size and shape Garment and accessories fashionable and appropriate Demonstrates knowledge of current fashion trends 	20		
Knowledge of Fiber and Fabric Characteristics <ul style="list-style-type: none"> Garment style makes good use of the fiber and fabric characteristics and is appropriate for the intended use of the garment Knowledge of garment fiber content Knowledge of garment care 	20		
Construction Skills <ul style="list-style-type: none"> Garment is well made (plaids and seams match, edges smooth, hem even, closures neat, well pressed) Appropriate construction methods used and understands their importance Garment cost computed accurately 	20		
Interview <ul style="list-style-type: none"> Creates a good first impression Uses positive vocal qualities Answers questions correctly, with confidence Possesses good verbal communication skills 	20		
Total Score	100		
		Judge's Initials:	



4-H Fashion Show – Construction Possible Interview Questions

Project Goals and Activities

- Describe your clothing and textiles project goals. Describe how your project goals guided your project work.
- Describe your clothing and textiles project activities. What was your favorite activity?
- How did you connect your clothing and textile project work with community service?
- What community service activities were you involved with?

Knowledge of Fiber and Fabric Characteristics

- Are the fibers in your garment natural or man-made?
- Why is this fabric a good choice for your garment? Describe fabric characteristics that make it suitable for the intended use of the garment.
- How will you care for this garment? Is there any additional cost to consider when caring for this garment?
- Why did you choose to construct this garment rather than buy it?
- What is the fiber content of your garment? Describe two qualities of each fiber

Construction skills

- How did you decide which sewing methods to use for seams, hems, etc.?
- What skills did you learn while constructing this garment?
- How will you use your sewing skills after you graduate from the 4-H program?
- Why did you choose to construct this garment rather than buy it?
- Describe your sewing experiences.

Outfit Selection

- What occasion do you plan on wearing your garment?
- How often do you plan to use the outfit/accessories? What is your cost per wearing?
- Do you have a clothing budget? Describe how you allocate your clothing dollar.
- Talk about why this garment is a good fit for your body type.
- Describe how this garment will fit with your current wardrobe.

**2017 Texas 4-H Fashion Show
Score Sheet
Buying**

Category: Business/Interview Fantastic Fashions under \$25 Semi-formal to Formal Special Interest

Name: _____ District: _____ County: _____

Category	Total Value	Comments	Actual Score
Project Goals and Project Activities <ul style="list-style-type: none"> Project goals indicate project focus and direction Clothing and textiles activities adequate, consumer and life skills learned, suitable for experience level Demonstrates involvement in project 	20		
Outfit Selection <ul style="list-style-type: none"> Demonstrates knowledge of garment features that complement the member's body size and shape Outfit selected suitable for intended use Garment and accessories fashionable and appropriate Demonstrates knowledge of current fashion trends 	20		
Knowledge of Fiber and Fabric Characteristics <ul style="list-style-type: none"> Garment style makes good use of the fiber and fabric characteristics and is appropriate for the intended use of the garment Knowledge of garment fiber content Knowledge of garment care 	20		
Consumer Buying Skills <ul style="list-style-type: none"> Identifies quality of workmanship in garments purchased Garment/accessories cost computed accurately Garment/outfit mix with or enhance existing wardrobe 	20		
Interview <ul style="list-style-type: none"> Creates a good first impression Uses positive vocal qualities Answers questions correctly, with confidence Possesses good verbal communication skills 	20		
Total Score	100		
		Judge's Initials:	



4-H Fashion Show – Buying Possible Interview Questions

Project Goals and Project Activities

- How did you connect your clothing and textile project work with community service?
- Describe your clothing and textiles leadership activities? What was your favorite leadership activity?
- Describe your clothing and textiles project goals. Describe how your project goals guided your project work.
- What community service activities were you involved with?

Outfit Selection

- Tell me how you went about selecting this outfit.
- What considerations did you use when you selected this outfit? (fiber, fabric, design, construction)
- How does this outfit meet your clothing needs?
- Explain how and why the style of this outfit is appropriate for your figure type.

Knowledge of Fiber and Fabric Characteristics

- Are the fibers in your garment natural or man-made?
- What is the fiber content of your garment? Tell me two qualities of each fiber.
- How will you care for this garment? Is there any additional cost to consider when caring for this garment?
- Why is this fabric a good choice for your garment? Describe fabric characteristics that make it suitable for the intended use of the garment.

Consumer Buying Skills

- What information does the garment's hangtags give you?
- Why did you select the particular style, color(s), and/or fabric(s)?
- Do you have a clothing budget? If so, who determines the budget amount?
- As you selected the pieces for this outfit, what did you learn about price and quality?
- In your comparison shopping, what did you consider the most important thing to look for?
- What is your "cost per wearing"?

4-H FASHION STORYBOARD LABEL

This label should be cut out and affixed to the back of each storyboard. Label details must be neatly printed or typed. Label information should be COMPLETE!

4-H FASHION STORYBOARD LABEL



Age Division *(please check one)*: Junior Intermediate Senior

Category *(please check one)*: Wearable Accessory Jewelry Non-wearable Pet Clothing

District : _____

County: _____

Name: _____

Birthday: _____

4-H Age *(as of 8/31/16)*: _____

I do hereby consent and agree that Texas A&M Agrilife Extension Service, Texas 4-H and Youth Development Program staff have permission to take photographs and/or record video and/or audio of me and/or my property and to use these for 4-H Youth Development educational, promotional, and/or marketing materials. I further do hereby give the right to exhibit any such works publicly or privately, including posting on the Texas 4-H and Youth Development Program website. I waive any rights, claims, or interests I may have to control the use of my identity, the identity of the subject(s), or likeness in the photographs, video, or audio and agree that any uses described herein may be made without compensation or additional consideration. I represent that I have read and understand the foregoing statement, and I am competent to execute this agreement.

I have read and understand the foregoing statement, and I am competent to execute this agreement.

Name *(please print)*: _____

Signature: _____ Date: _____

Parent/Guardian Name *(please print)*: _____

Signature: _____ Date: _____

Agent Name: _____

Agent Signature: _____

Originality of Design

In 100 words or less, answer the following prompt in regards to originality:
Where did you get the idea for your design? What was your inspiration? What makes your design different from others on the market?

Fashion Storyboard Score Sheet

Name _____

County _____

District _____

Age Division Junior Intermediate Senior

Category Wearable Accessory Jewelry Non-Wearable Pet Clothing

		LAYOUT	COMMENTS	EXCELLENT (E)	GOOD (G)	FAIR (F)	NEEDS IMPROVEMENT (N)
LAYOUT OF STORYBOARD	Visual Appeal/Creativity E= Excellent arrangement of images, text and white space on board; Strong focal point; Excellent use of inspiration pieces. G= Good arrangement of images, text and white space on board; Visible focal point; Good use of inspiration pieces. F= Haphazard and/or random arrangement of images and text; Lacks visible focal point; Not enough/overuse of inspiration. N=Layout distracts from design; Lacks focal point.						
	Quality of Workmanship E= Very good quality, very neat and structured G= Fair quality, somewhat neat F= Marginal quality of workmanship N= Low quality, messy, unstructured						
	Color Palette E= Color theme consistent throughout board N= Color theme inconsistent throughout board						
	Fabric Samples, Trims, and Embellishments E= Samples/Trims provided, appropriate for design G= Samples/Trims provided, somewhat appropriate F= Samples/Trims provided, inappropriate for design N= No Samples/Trims included						
	Size of Storyboard E= Correct board dimension N= Incorrect board dimension						
	Consistent Theme E= Strong theme throughout board N= Indecisive theme						
ILLUSTRATIONS & FLATS	Originality E=Highly original design G= Contains both creative elements and copies F= Some evidence of originality N=Little evidence of originality						
	Design Detail E= In-depth detail of seams, lines, fabrics G= All seams and style lines included, little detail F= Minimal lines and seams shown N= Little or no detail in design						
	Titles/Labels E= Used correctly, enhances board G= Used somewhat correctly F= Used incorrectly, too much, detracts from board N= No Title used						
	Design Brief E= Excellent design for brief G= Meets brief, improvement needed F= Somewhat meets brief, needs improvement N= Design does not meet brief						

